



CARMEL VIDYA BHAVAN TRUST'S
CHRIST COLLEGE - PUNE

(Affiliated to the Savitribai Phule Pune University)

ID-No. PU/PN/ASC/269/2007, College Code-829

26/4A, Sainikwadi, Vadgaon Sheri, Pune 411 014.

Accredited by NAAC with 'B+' Grade

CRITERION – IV	
KEY INDICATOR	4.1.2 <i>Infrastructure Augmentation</i>
METRIC NO	4.1.2.1

➤ ***Audited Income and Expenditure Statement***


***THE HIGHLIGHTED RELEVANT ITEMS IN THE
AUDITED INCOME AND EXPENDITURE STATEMENT.***

CARMEL VIDYA BHAVAN
SCHEDULE OF FIXED ASSETS AS ON 31.03.2023

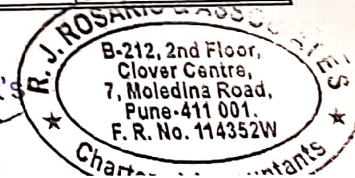
SR. NO	PARTICULARS	OP.BALANCE AS ON 01.04.2022	ADDITION UPTO 30.09.2022	ADDITION AFTER 30.09.2022	Deletion	TOTAL	DEPRECIATION	CL. BALANCE AS ON 31.03.2023
A	<u>IMMOVABLE PROPERTY</u>							
	Land & Building	2,55,23,368.69	6,36,935.00	1,59,75,475.00		4,21,35,778.69	34,14,804.27	3,87,20,974.42
	Land & Building	13,86,16,372.45	-	-		13,86,16,372.45	-	13,86,16,372.45
	TOTAL (A)	16,41,39,741.14	6,36,935.00	1,59,75,475.00	-	18,07,52,151.14	34,14,804.27	17,73,37,346.87
B	<u>MOVABLE PROPERTY</u>							
	Computers - 40%	40,60,601.00	19,51,067.00	7,45,596.00		67,57,264.00	25,53,786.00	42,03,478.00
	Computers - 40%	1,46,957.00	-	-		1,46,957.00	58,783.00	88,174.00
	Furniture & Fixtures - 10%	1,01,68,328.00	16,25,585.00	11,26,639.00		1,29,20,552.00	12,35,723.00	1,16,84,829.00
	Furniture & Fixtures - 10%	92,776.50	-	-		92,776.50	9,278.00	83,498.50
	Furniture & Fixtures - 10%	33,14,552.00	-	-		33,14,552.00	3,31,455.00	29,83,097.00
	Office & Other Equipments - 15%	30,17,207.50	95,729.00	1,75,109.00		32,88,045.50	4,80,073.00	28,07,972.50
	Office & Other Equipments - 15%	4,30,278.00	46,140.00	18,600.00		4,95,018.00	72,858.00	4,22,160.00
	Office & Other Equipments - 15%	3,90,830.00	-	-		3,90,830.00	58,625.00	3,32,205.00
	Plant & Machinery - 15%	7,84,710.00	-	-		7,84,710.00	1,17,707.00	6,67,003.00
	Plant & Machinery - 15%	55,772.00	-	-		55,772.00	8,366.00	47,406.00
	Vehicles - 15%	28,39,831.00	-	-		28,39,831.00	4,25,975.00	24,13,856.00
	Vehicles - 15%	28,440.15	-	-		28,440.15	4,266.00	24,174.15
	TOTAL (B)	2,53,30,283.15	37,18,521.00	20,65,944.00	-	3,11,14,748.15	53,56,895.00	2,57,57,853.15
	Total A + B	18,94,70,024.29	43,55,456.00	1,80,41,419.00	-	21,18,66,899.29	87,71,699.27	20,30,95,200.02



Shafi




Principal / Director
Carmel Vidya Bhavan
Christ College
Pune- 411014.



CARMEL VIDYA BHAVAN
SCHEDULE OF FIXED ASSETS AS ON 31.03.2022


SR. NO	PARTICULARS	OP. BALANCE AS ON 01.04.2021	ADDITION UPTO 30.09.2021	ADDITION AFTER 30.09.2021	Deletion	TOTAL	DEPRECIATION	CL. BALANCE AS ON 31.03.2022
A	IMMOVABLE PROPERTY							
	Land & Building	2,35,34,207.00		45,71,140.00		2,81,05,346.96	25,81,978.27	2,55,23,368.69
	Land & Building	13,86,16,372.45		-		13,86,16,372.45	-	13,86,16,372.45
	TOTAL (A)	16,21,50,579.45	-	45,71,140.00	-	16,67,21,719.41	25,81,978.27	16,41,39,741.14
B	MOVABLE PROPERTY							
	Computers - 40%	27,87,973.00	3,54,000.00	27,19,272.00		58,61,244.00	18,00,643.00	40,60,601.00
	Computers - 40%	2,44,928.00	-	-		2,44,928.00	97,971.00	1,46,957.00
	Furniture & Fixtures - 10%	1,12,22,641.00	75,500.00	-		1,12,98,143.00	11,29,815.00	1,01,68,328.00
	Furniture & Fixtures - 10%	1,03,084.50	-	-		1,03,084.50	10,308.00	92,776.50
	Furniture & Fixtures - 10%	36,82,836.00	-	-		36,82,836.00	3,68,284.00	33,14,552.00
	Office & Other Equipments - 15%	34,71,347.00	9,801.00	62,955.00		35,44,101.50	5,26,894.00	30,17,207.50
	Office & Other Equipments - 15%	5,06,211.00	-	-		5,06,211.00	75,933.00	4,30,278.00
	Office & Other Equipments - 15%	4,59,801.00	-	-		4,59,801.00	68,971.00	3,90,830.00
	Plant & Machinery - 15%	9,23,188.00	-	-		9,23,188.00	1,38,478.00	7,84,710.00
	Plant & Machinery - 15%	65,614.00	-	-		65,614.00	9,842.00	55,772.00
	Vehicles - 15%	33,40,979.00	-	-		33,40,979.00	5,01,148.00	28,39,831.00
	Vehicles - 15%	33,459.00	-	-		33,459.15	5,019.00	28,440.15
	TOTAL (B)	2,68,42,061.50	4,39,301.00	27,82,227.00	-	3,00,63,589.15	47,33,306.00	2,53,30,283.15
	Total A + B	18,89,92,640.95	4,39,301.00	73,53,367.00	-	19,67,85,308.56	73,15,284.27	18,94,70,024.29



Immanton


Principal / Director
Carmel Vidya Bhavan Trust's
Christ College
Pune- 411014.

HL




CARMEL VIDYA BHAVAN
SCHEDULE OF FIXED ASSETS AS ON 31.03.2021

SR. NO	PARTICULARS	OP. BALANCE AS ON 01.04.2020	ADDITION UPTO 30.09.2020	ADDITION AFTER 30.09.2020	Deletion	TOTAL	DEPRECIATION	CL. BALANCE AS ON 31.03.2021
A	IMMOVABLE PROPERTY							
	Land & Building	2,06,05,974.00	-	52,51,400.00		2,58,57,374.00	23,23,167.00	2,35,34,207.00
	Land & Building	13,86,16,372.45	-	-		13,86,16,372.45	-	13,86,16,372.45
	TOTAL (A)	15,92,22,346.45	-	52,51,400.00	-	16,44,73,746.45	23,23,167.00	16,21,50,579.45
B	MOVABLE PROPERTY							
	Computers - 40%	39,82,238.00	4,56,490.00	1,55,920.00		45,94,648.00	18,06,675.00	27,87,973.00
	Computers - 40%	4,08,214.00	-	0.00		4,08,214.00	1,63,286.00	2,44,928.00
	Furniture & Fixtures - 10%	1,17,03,717.00	-	7,25,575.00		1,24,29,292.00	12,06,651.00	1,12,22,641.00
	Furniture & Fixtures - 10%	1,14,538.50	-	-		1,14,538.50	11,454.00	1,03,084.50
	Furniture & Fixtures - 10%	40,92,040.00	-	-		40,92,040.00	4,09,204.00	36,82,836.00
	Office & Other Equipments - 15%	35,04,488.00	51,907.00	4,87,149.00	2,591.00	40,40,953.00	5,69,606.00	34,71,347.00
	Office & Other Equipments - 15%	4,51,717.00	1,13,899.00	27,500.00		5,93,116.00	86,905.00	5,06,211.00
	Office & Other Equipments - 15%	5,40,941.00	-	-		5,40,941.00	81,140.00	4,59,801.00
	Plant & Machinery - 15%	10,15,304.00	70,800.00	-		10,86,104.00	1,62,916.00	9,23,188.00
	Plant & Machinery - 15%	20,605.00	-	52,000.00		72,605.00	6,991.00	65,614.00
	Vehicles - 15%	39,30,563.00	-	-		39,30,563.00	5,89,584.00	33,40,979.00
	Vehicles - 15%	39,364.00	-	-		39,364.00	5,905.00	33,459.00
	TOTAL (B)	2,98,03,729.50	6,93,096.00	14,48,144.00	2,591.00	3,19,42,378.50	51,00,317.00	2,68,42,061.50
	TOTAL (A+B)	18,90,26,075.95	6,93,096.00	66,99,544.00	2,591.00	19,64,16,124.95	74,23,484.00	18,89,92,640.95



H.




Annant

Principal / Director
Carmel Vidya Bhavan Trust
Christ College
Pune- 411014.



CARMEL VIDYA BHAVAN
SCHEDULE OF FIXED ASSETS AS ON 31.03.2020

SR. NO	PARTICULARS	OP. BALANCE AS ON 01.04.2019	ADDITION UPTO 30.09.2019	ADDITION AFTER 30.09.2019	TOTAL	DEPRECIATION	CL. BALANCE AS ON 31.03.2020
A	IMMOVABLE PROPERTY						
	Land & Building	95,83,941.00	-	1,26,10,976.00	2,21,94,917.00	15,88,943.00	2,06,05,974.00
	Land & Building	13,86,16,372.45	-	-	13,86,16,372.45	-	13,86,16,372.45
	TOTAL (A)	14,82,00,313.45	-	1,26,10,976.00	16,08,11,289.45	15,88,943.00	15,92,22,346.45
B	MOVABLE PROPERTY						
	Computers - 40%	50,32,267.00	12,58,847.00	2,59,463.00	65,50,577.00	25,68,339.00	39,82,238.00
	Computers - 40%	6,80,356.00	-	0.00	6,80,356.00	2,72,142.00	4,08,214.00
	Furniture & Fixtures - 10%	1,07,04,731.00	17,51,741.00	5,18,834.00	1,29,75,306.00	12,71,589.00	1,17,03,717.00
	Furniture & Fixtures - 10%	1,27,264.50	-	-	1,27,264.50	12,726.00	1,14,538.50
	Furniture & Fixtures - 10%	45,46,711.00	-	-	45,46,711.00	4,54,671.00	40,92,040.00
	Office & Other Equipments - 15%	33,88,866.00	3,56,055.00	3,47,357.00	40,92,278.00	5,87,790.00	35,04,488.00
	Office & Other Equipments - 15%	5,18,160.00	3,480.00	8,998.00	5,30,638.00	78,921.00	4,51,717.00
	Office & Other Equipments - 15%	6,36,401.00	-	-	6,36,401.00	95,460.00	5,40,941.00
	Plant & Machinery - 15%	6,68,629.00	-	4,83,210.00	11,51,839.00	1,36,535.00	10,15,304.00
	Plant & Machinery - 15%	24,241.00	-	-	24,241.00	3,636.00	20,605.00
	Vehicles - 15%	21,66,956.00	24,57,236.00	-	46,24,192.00	6,93,629.00	39,30,563.00
	Vehicles - 15%	46,311.00	-	-	46,311.00	6,947.00	39,364.00
	TOTAL (B)	2,85,40,893.50	58,27,359.00	16,17,862.00	3,59,86,114.50	61,82,385.00	2,98,03,729.50
	Total A + B	17,67,41,206.95	58,27,359.00	1,42,28,838.00	19,67,97,403.95	77,71,328.00	18,90,26,075.95



Amant...

Principal / Director
Carmel Vidya Bhavan Trust's
Christ College
Pune- 411014.



CARMEL VIDYA BHAVAN
SCHEDULE OF FIXED ASSETS AS ON 31.03.2019

SR. NO	PARTICULARS	OP. BALANCE AS ON 01.04.2018	ADDITION UPTO 30.09.2018	ADDITION AFTER 30.09.2018	TOTAL	DEPRECIATION	CL. BALANCE AS ON 31.03.2019
A	IMMOVABLE PROPERTY						
	Land & Building	40,67,051.00	1,82,627.00	60,62,348.00	1,03,12,026.00	7,28,085.00	95,83,941.00
	Land & Building	13,86,16,372.45	-	-	13,86,16,372.45	-	13,86,16,372.45
	TOTAL (A)	14,26,83,423.45	1,82,627.00	60,62,348.00	14,89,28,398.45	7,28,085.00	14,82,00,313.45
B	MOVABLE PROPERTY						
	Computers - 40%	58,44,977.00	14,89,148.00	7,89,740.00	81,23,865.00	30,91,598.00	50,32,267.00
	Computers - 40%	1,26,000.00	10,07,926.00	0.00	11,33,926.00	4,53,570.00	6,80,356.00
	Furniture & Fixtures - 10%	95,08,644.00	22,53,224.00	1,25,316.00	1,18,87,184.00	11,82,453.00	1,07,04,731.00
	Furniture & Fixtures - 10%	1,41,405.50	-	-	1,41,405.50	14,141.00	1,27,264.50
	Furniture & Fixtures - 10%	45,80,178.00	4,71,723.00	-	50,51,901.00	5,05,190.00	45,46,711.00
	Office & Other Equipments - 15%	10,61,047.00	25,25,705.00	3,67,705.00	39,54,457.00	5,65,591.00	33,88,866.00
	Office & Other Equipments - 15%	6,02,364.00	-	6,650.00	6,09,014.00	90,854.00	5,18,160.00
	Office & Other Equipments - 15%	6,77,907.00	70,800.00	-	7,48,707.00	1,12,306.00	6,36,401.00
	Plant & Machinery - 15%	2,54,101.00	5,26,891.00	5,174.00	7,86,166.00	1,17,537.00	6,68,629.00
	Plant & Machinery - 15%	28,519.00	-	-	28,519.00	4,278.00	24,241.00
	Vehicles - 15%	17,38,505.00	-	7,45,110.00	24,83,615.00	3,16,659.00	21,66,956.00
	Vehicles - 15%	54,484.00	-	-	54,484.00	8,173.00	46,311.00
	TOTAL (B)	2,46,18,131.50	83,45,417.00	20,39,695.00	3,50,03,243.50	64,62,350.00	2,85,40,893.50
	TOTAL	16,73,01,554.95	85,28,044.00	81,02,043.00	18,39,31,641.95	71,90,435.00	17,67,41,206.95



Imanton

Principal / Director
Carmel Vidya Bhavan
Christ College
Pune- 411014.